



HIRANANDANI PARK

GB Road, Thane (W)

TRULY PALATIAL



EXPERIENCE
THE EXCLUSIVITY IN
COMMUNITY LIVING

Inimitable To The Core



CONCEIVED WITH
BRILLIANCE.
CRAFTED TO
NURTURE
COMMUNITIES.

The Hiranandani Group, one of the most illustrious names in real estate, is noted for its Neoclassical Architecture belonging from the same lineage.

One Hiranandani Park exhibits an ancient aristocratic flavour. The towers are elegantly designed to match the penchants of the communities which dwell here.





THE LAND OF LIVING DREAMS

The Booming Destination




Actual image of Ghodbunder Road, Thane

GHODBUNDER ROAD, THANE

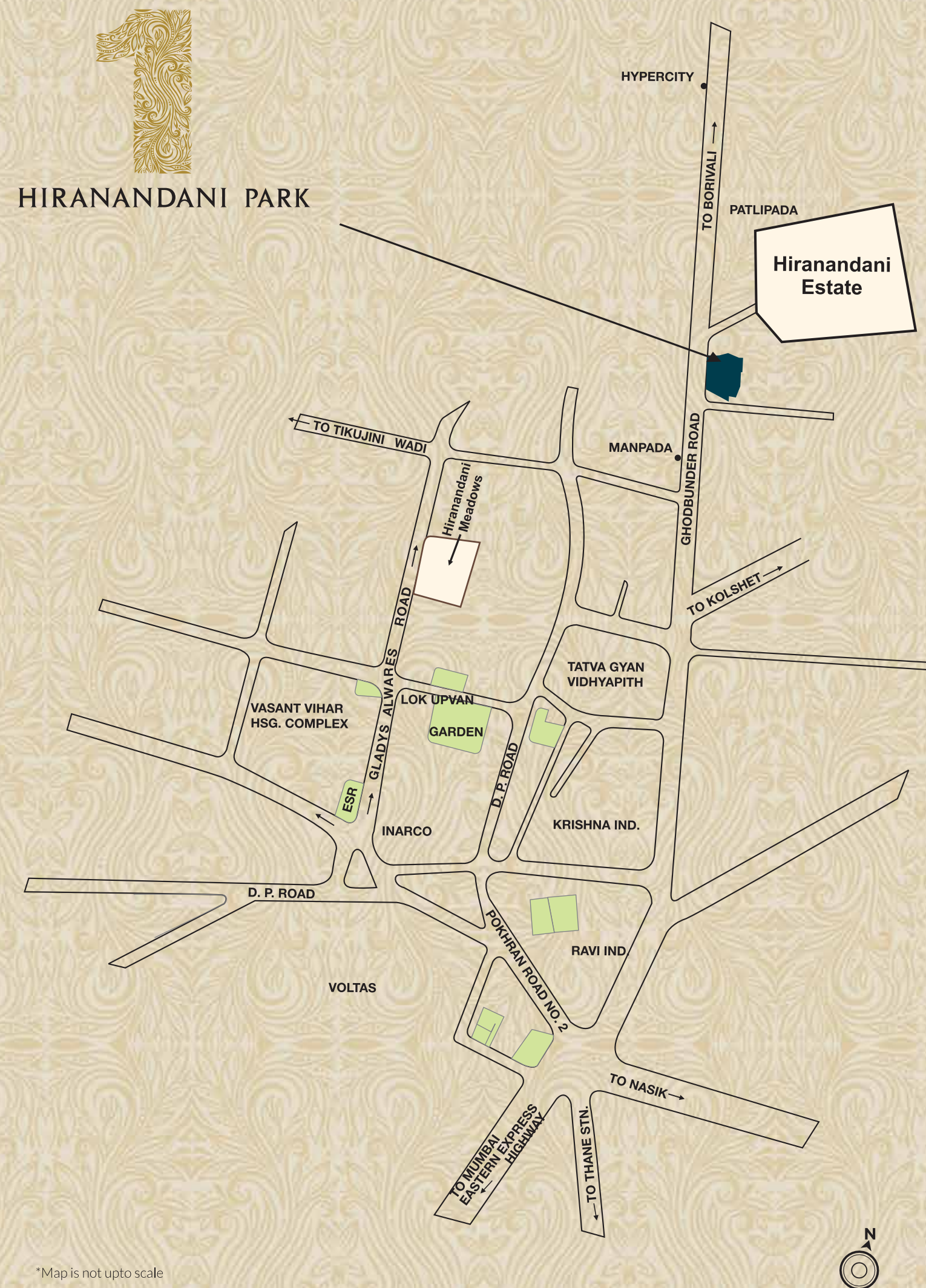
Bringing you closer to the world, this destination gives you a smooth access to multiple travel via rail and road. The numerous lifestyle avenues encompassing your residence bestow you with immense convenience and entertainment. Furthermore, a splendid view of the mighty Yeoor Hills adds a tinge of tranquility to your routine. Here, life shows a new colour of gaiety every day.


A NEIGHBOURHOOD
THAT LETS YOU
SPLURGE AND
INDULGE TO YOUR
HEART'S CONTENT.



EASY CONNECTIVITY

- Located on Ghodbunder Road, Thane
- 10 mins from Eastern Express Highway
- 30 mins from Western Express Highway
- 5 mins from Hiranandani Foundation School, Thane
- 6 mins from The Walk, Hiranandani Estate, Thane
- 3 mins from R Mall
- 5 mins from Hiranandani Hospital, Thane
- 15 mins from Jupiter Hospital
- 15 mins from Viviana Mall
- 6 mins from Hypercity
- 5 mins from Tikuji-ni-wadi
- 2 mins from Suraj Water Park





THE ABODE OF PROFUSION

A Spectacular Property



**ELEGANTLY
LANDSCAPED
21 ACRES.**

**MAGNIFICENTLY
SOARING
8 TOWERS.**

Rediscover the concept of abundance at One Hiranandani Park. Savour the luxury of exclusive space, share it with no one but yourself. Rekindle the beautiful feeling of exclusive community living.



TOWER FEATURES

- Neoclassical architecture
- Well designed and grand air conditioned entrance lobbies
- CCTV surveillance at building entrance lobby
- Beautiful lift lobbies on the floor
- Gear less high speed elevators
- Power backup for pump, lift, lobby and stairs area
- Comprehensive firefighting and fire alarm system
- Video door phones and video intercoms with a terminal at security desk
- Flat slab construction
- Provision for visitor car parking
- Generator back up for certain electrical points in the flat



Actual image of One Hiranandani Park, Thane




Actual image of One Hiranandani Park, Thane



EXPERIENCE
INFINITY IN
EVERYTHING

A Bespoke Lifestyle



Witness the grandeur of Mother Nature.
Engage in silent conversations with
yourself. Relish the beautiful green
vistas. Embrace the serenity that
surrounds.

SPLENDID LUSHNESS

- Landscaped gardens
- Water bodies

ENTHRALLING OUTDOORS

- Swimming pool
- Football practice zone
- Tennis court
- Volleyball court
- Basketball practice court
- Children's play area
- Practice cricket pitch
- Jogging track



DELIGHTFUL INDOORS

- Squash court
- Games room
- Badminton court
- Multipurpose Hall



Actual image of entrance lobby at the Clubhouse, One Hiranandani Park, Thane





Actual image of squash court at the Clubhouse, One Hiranandani Park, Thane







ACTIVE PURSUITS

- Gymnasium, aerobic & steam
- Yoga & meditation area



Actual image of yoga and meditation room at the Clubhouse, One Hiranandani Park, Thane



LIVE
THE ELEGANCE,
DAY AND NIGHT

Resplendent Interiors



Inhale the air of extravaganza. Be mesmerized by the soothingly splendid surroundings. Reside in the marvelous residences that make you feel even more important. Create innumerable memories with your loved ones. Revel in the joy of opulent living.

The image shown is of show apartment in Eagleton (4 BHK) building at One Hiranandani Park for reference purpose only. The furniture & fixtures shown in the above flat are not a part of the apartment amenities of One Hiranandani Park.

INTERNAL FEATURES

- Air-conditioned living, dining and bedrooms with split units
- Marble flooring in living, dining and bedrooms
- Elegant wooden laminated flooring in common bedroom in 3 & 4 BHK residences
- Large deck in living/dining area with sliding balcony doors in 3 & 4 BHK residences
- Complete modular kitchen with platform & white goods
- Aluminium double glazed window
- Wallpaper provided on one wall in each room
- Sheer curtain with two tracks provided in living, dining & bedroom
- Well-designed, premium toilets with marble counters, premium bathroom fittings & exclusive vitrified tiles




*The above images shown is of show apartment in Eagleton (4 BHK) building at One Hiranandani Park for reference purpose only.
The furniture & fixtures shown in the above flat are not a part of the apartment amenities of One Hiranandani Park.



THE LEGACY OF EXCELLENCE.

Transforming a place into a home and homes into communities is the mission of Hiranandani. Creating Better Communities is its reason of existence and happiness of these communities is its motivation. Hiranandani shoulders this responsibility of raising a complete world that brings fulfillment to life. Be it through the flagship business of real estate or its foray into education, healthcare, hospitality, retail and entertainment; Hiranandani continues to create a better experience in every aspect of life – a commitment Hiranandani pledges to live up to at every threshold and crossroad of its journey to the summit of excellence.



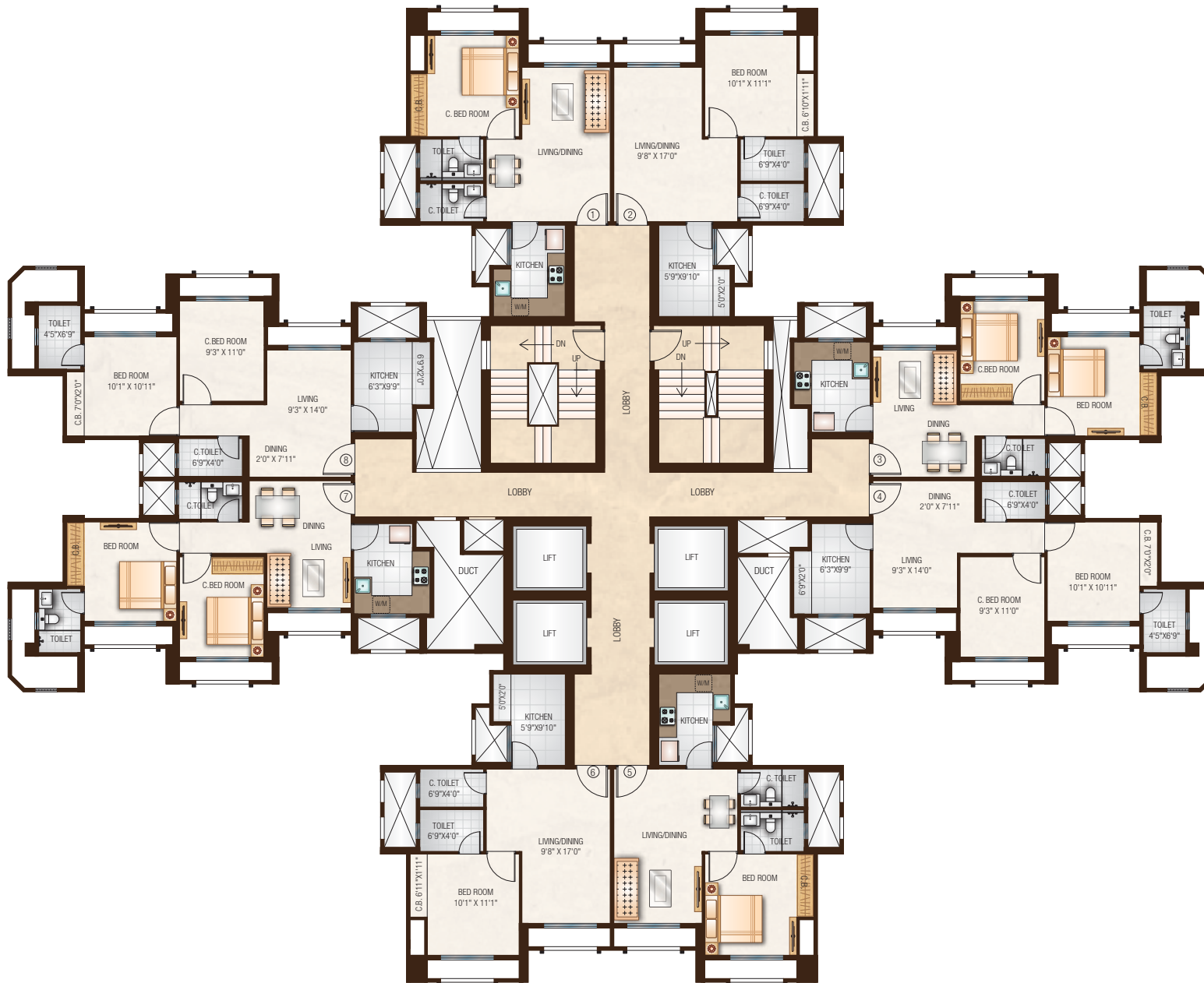


Actual image

CLOVERDALE



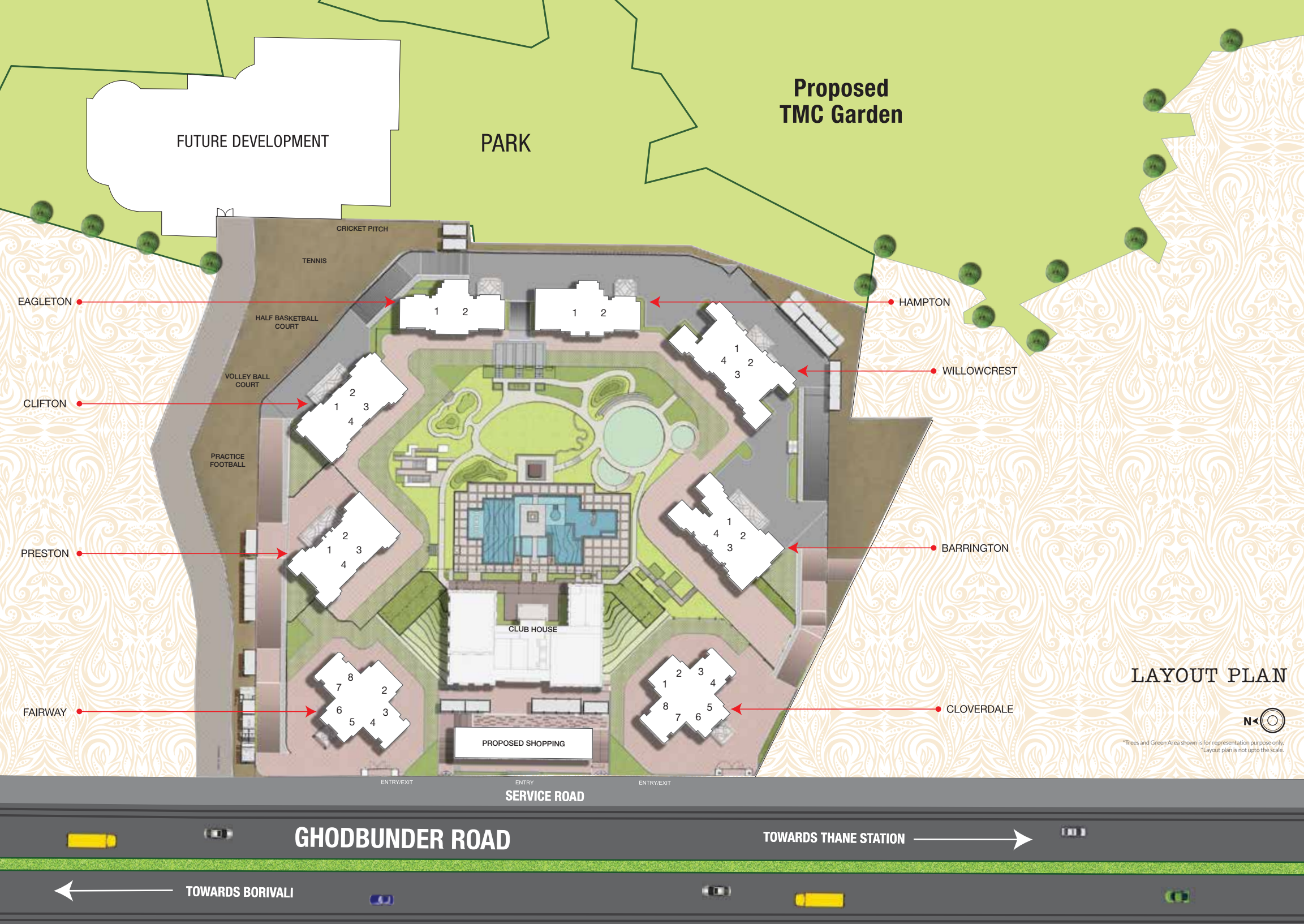
HIRANANDANI PARK



CLOVERDALE Typical Floor Plan Carpet Area Statement

Flat Type	Flat Nos.	As Per MOFA (with balcony, if any)		As Per RERA		Total of Deck & Encl. Balcony (if any)	
		(in Sq. ft.)	(in Sq. Mtr.)	(in Sq. ft.)	(in Sq. Mtr.)	(in Sq. ft.)	(in Sq. Mtr.)
1 BHK	1, 2, 5 & 6	455	42.27	435	40.41	36	3.34
2 BHK	3, 4, 7 & 8	535	49.70	505	46.91	54	5.02

- All internal dimensions for carpet area are from unfinished wall surfaces.
- Minor variations up to (+/-) 3% in actual carpet areas may occur on account of site conditions/columns/finishes etc.
- In toilets, the carpet areas are inclusive of ledge walls (if any).
- Conversion: 1 Sq. Mtr. = 10.764 Sq. Ft.





Call: (+91-22) 4613 3999

Sales Office: Eagleton, 2nd Floor, One Hiranandani Park, GB Road, Thane (W).
Corporate Office: Olympia, Central Avenue, Hiranandani Business Park,
Powai, Mumbai - 400 076.

- sales@hiranandani.net
- www.onehiranandanipark.com
- [f/hiranandanidevelopers](https://www.facebook.com/hiranandanidevelopers)

Buildings at One Hiranandani Park, GB Road, Thane have been registered via MAHARERA registration number:
Willowcrest - P51700000146 | Preston - P51700000139 | Fairway - P51700000152 | Eagleton - P51700000089 | Cloverdale - P51700000153 | Hampton - P51700000091
Barrington - P51700000117 | Clifton - P51700000129 and are available on the website <https://maharera.mahaonline.gov.in> under registered projects.

*The property is mortgaged with HDFC Ltd. The No Objection Certificate (NOC)/permission of the mortgagee Bank would be provided for sale of flats/units/property, if required.